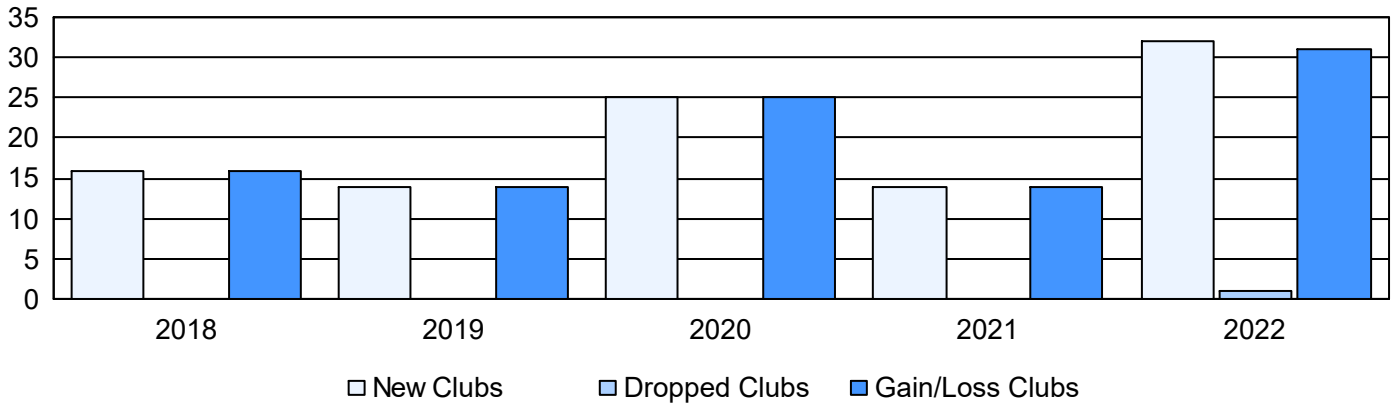
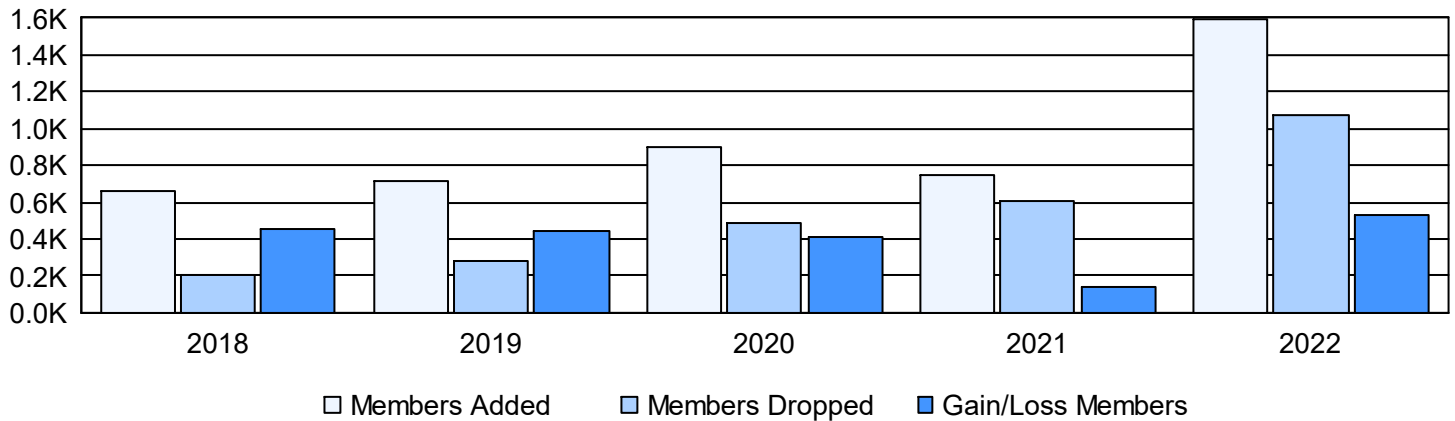


Year	New Clubs	Dropped Clubs	Gain/ Loss Clubs	New Members	Charter Members	Reinstate Members	Transfer Members	Total Member Added	Total Members Dropped	Gain/ Loss Members
2017-2018	16	0	16	254	399	6	1	660	203	457
2018-2019	14	0	14	351	356	6	3	716	276	440
2019-2020	25	0	25	297	547	50	5	899	486	413
2020-2021	14	0	14	402	341	2	4	749	609	140
2021-2022	32	1	31	656	868	66	5	1,595	1,070	525
Average	20	0	20	392	502	26	4	924	529	395

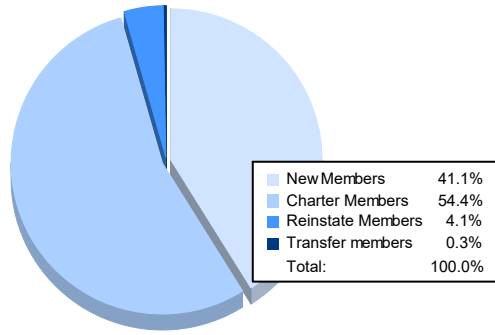
Clubs



Members



Membership Composition June 2022 Cumulative



Gender Composition June 2022 Cumulative

